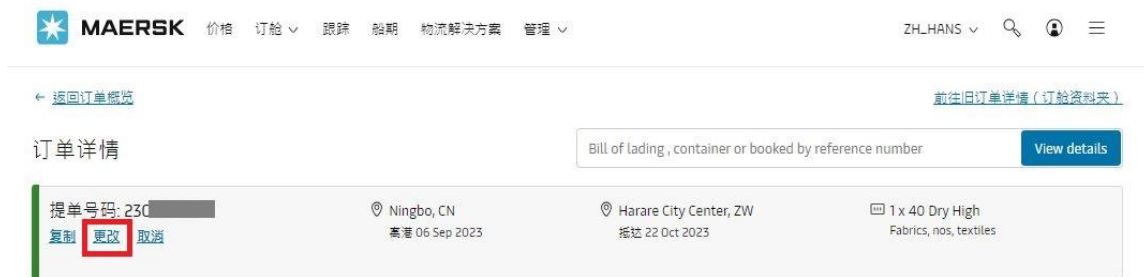


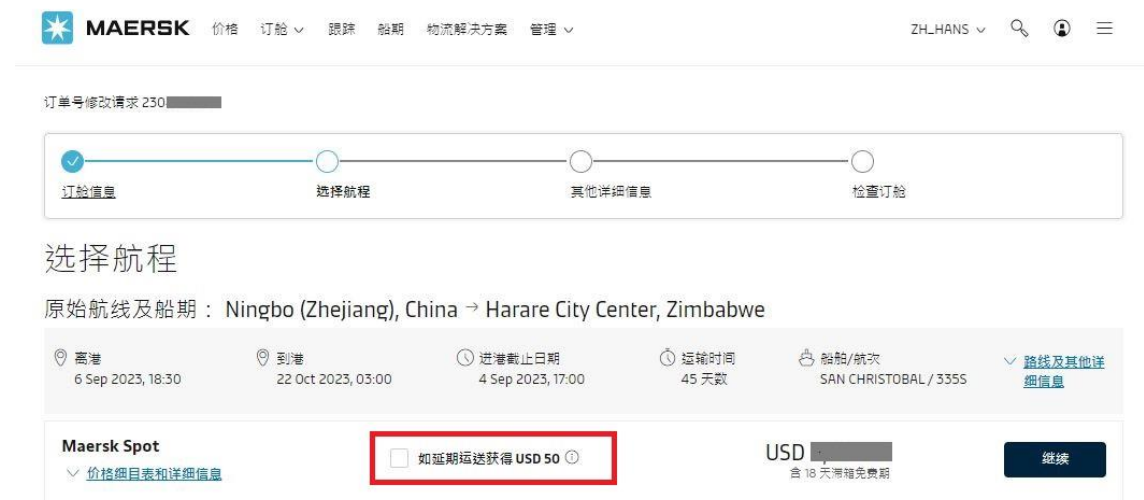
# 如何添加Rollable服务(仅限Maersk SPOT订舱)

## 1. 登录马士基网站账号并搜索单号，点击“更改”



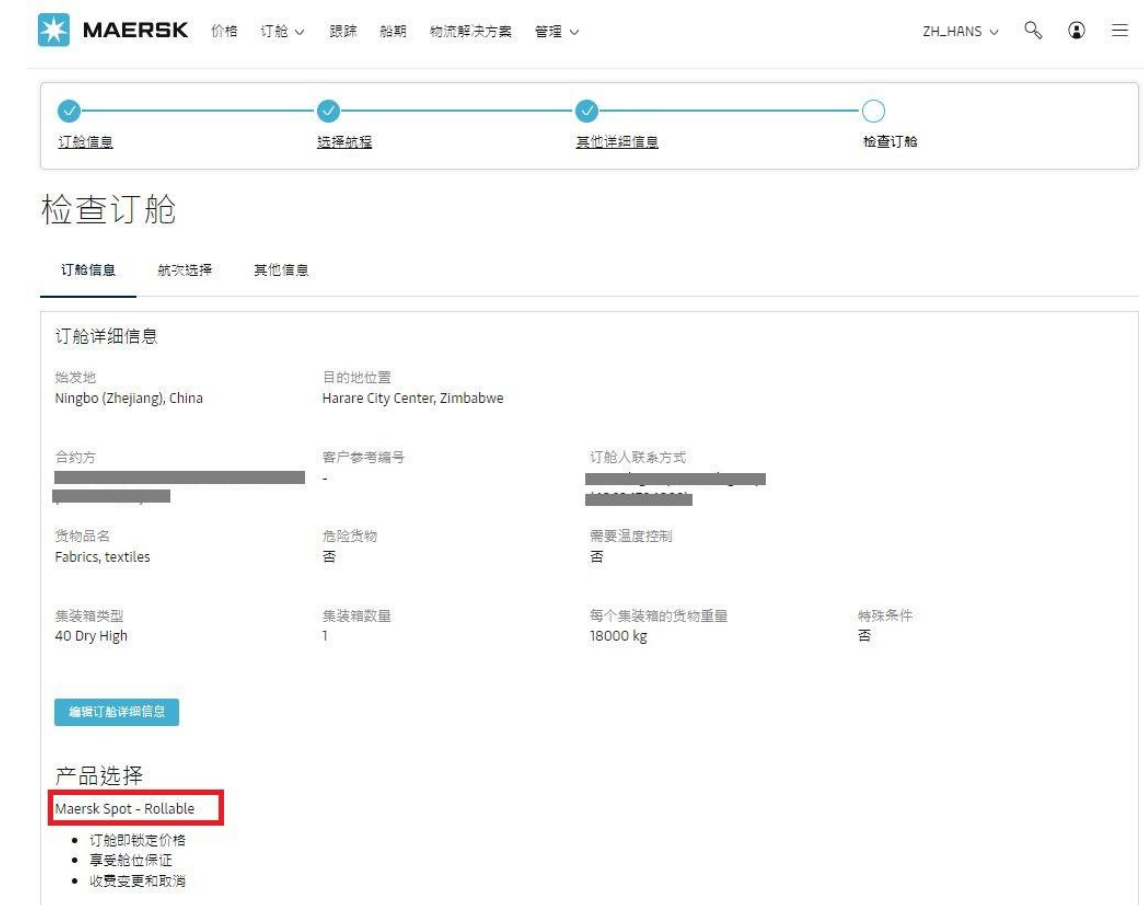
The screenshot shows the Maersk website interface. At the top, there is a navigation bar with the Maersk logo and various menu items. Below the navigation bar, there is a search bar with the text "Bill of lading, container or booked by reference number" and a "View details" button. The main content area displays booking information for a shipment from Ningbo, CN to Harare City Center, ZW. The booking number is 230. There are buttons for "复制" (Copy), "更改" (Change), and "取消" (Cancel). The "更改" button is highlighted with a red box.

## 2. 在“选择航程”页面勾选“如延期运送获得USD XX”，并点击“继续”



The screenshot shows the "选择航程" (Select Itinerary) page. At the top, there is a progress bar with four steps: "订舱信息" (Booking Information), "选择航程" (Select Itinerary), "其他详细信息" (Other Details), and "检查订舱" (Check Booking). The "选择航程" step is currently active. Below the progress bar, there is a section for "选择航程" (Select Itinerary) with the original route and ship: "原始航线及船期: Ningbo (Zhejiang), China → Harare City Center, Zimbabwe". There are several fields for shipping details: "离港" (Departure) on 6 Sep 2023 at 18:30, "到港" (Arrival) on 22 Oct 2023 at 03:00, "进港截止日期" (Port of Call Deadline) on 4 Sep 2023 at 17:00, "运输时间" (Transit Time) of 45 days, and "船舶/航次" (Ship/Voyage) SAN CHRISTOBAL / 3355. There is a "Maersk Spot" section with a "价格细目表和详细信息" (Price Breakdown and Details) link. A checkbox labeled "如延期运送获得 USD 50" (If delayed shipment gets USD 50) is selected and highlighted with a red box. There is also a "USD" field and a "继续" (Continue) button.

## 3. 在“检查订舱”页面，您可以看到Maersk Spot-Rollable的显示，勾选接受条款与条件，然后点击“提交订舱”



The screenshot shows the "检查订舱" (Check Booking) page. At the top, there is a progress bar with four steps: "订舱信息" (Booking Information), "选择航程" (Select Itinerary), "其他详细信息" (Other Details), and "检查订舱" (Check Booking). The "检查订舱" step is currently active. Below the progress bar, there is a section for "检查订舱" (Check Booking) with tabs for "订舱信息" (Booking Information), "航次选择" (Voyage Selection), and "其他信息" (Other Information). The "订舱信息" tab is selected. The main content area displays "订舱详细信息" (Booking Details) with fields for "始发地" (Origin) Ningbo (Zhejiang), China, "目的地位置" (Destination) Harare City Center, Zimbabwe, "合约方" (Contract Party), "客户参考编号" (Customer Reference Number), "订舱人联系方式" (Booking Contact Information), "货物品名" (Cargo Name) Fabrics, textiles, "危险货物" (Dangerous Goods) 否 (No), "需要温度控制" (Temperature Control Required) 否 (No), "集装箱类型" (Container Type) 40 Dry High, "集装箱数量" (Container Quantity) 1, "每个集装箱的货物重量" (Cargo Weight per Container) 18000 kg, and "特殊条件" (Special Conditions) 否 (No). There is a "编辑订舱详细信息" (Edit Booking Details) button. Below the details, there is a "产品选择" (Product Selection) section with a "Maersk Spot - Rollable" option selected and highlighted with a red box. There are also bullet points for "订舱即锁定价格" (Booking locks price), "享受舱位保证" (Enjoy capacity guarantee), and "收费变更和取消" (Charge change and cancellation).

### 小贴士:

- 添加Rollable最晚需在船舶ETD前7天（例如：ETD为8/31的船需在最晚8/24添加）
- 不支持在同一条船上由Spot Rollable改回Standard Spot