

July 21, 2025

**Preadvise Container Details for Batangas Shipments**

Dear Valued Customers,

We are pleased to inform you that **effective August 15, 2025**, all PACR details can be conveniently accessed **directly through the ATI Webtrack platform**.

✓ **What this means for you:**

- **No more waiting** – You no longer need to send email requests or wait for responses from the carrier.
- **Instant access** – PACR details will now be available **in just a few seconds**, anytime and anywhere.
- **Greater efficiency** – View and manage your cargo information with ease through the ATI website.

We encourage you to take advantage of this faster and more efficient way to manage your shipments. To access ATI Webtrack, please follow below guidelines.

**ATI Batangas Web Track Registration:****1. Customer Initiates Request**

The customer sends an email request to [atibatangasmarketing@asianterminals.com.ph](mailto:atibatangasmarketing@asianterminals.com.ph) expressing interest in Web Track registration.

**2. Acknowledgment and Initial Response**

The ATI team acknowledges the email and provides:

- The **Web Track Registration Form**
- A **list of required documents** for registration - BIR 2303, Company ID

**3. Submission of Requirements**

Once the form is completed and all necessary documents are gathered; the customer sends the full set of requirements back to ATI for review.

**4. Review and Approval**

ATI reviews the submitted documents. If everything is in order and approved, the ATI team proceeds with the final step. Timeline is within 48 hours after the complete documents are submitted.


## 5. Credentials Issuance

ATI provides the **Web Track username and Password** to the customer upon successful approval.

### 2 Ways to View the PACR details in ATI WebTrack:

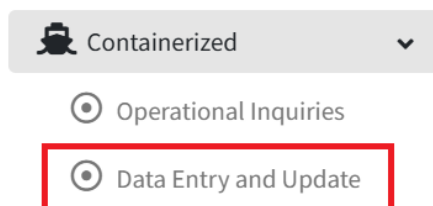
#### A. View PACR Reference number

##### 1. Login



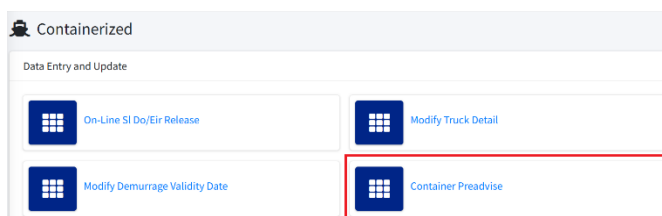
The screenshot shows a web browser window with the URL <https://bctwebtrack.asianterminals.com.ph/Webtrack/>. On the left is the WebTrack Cargo Information logo, featuring a blue ship icon. On the right is a 'Sign In to WebTrack' form with fields for Location (a dropdown menu showing 'Batangas'), Username (containing 'XXXXXXXX'), and Password (masked with dots). A yellow 'SIGN IN' button is at the bottom right of the form.

##### 2. Click **Containerized**, select **Data Entry and Update**



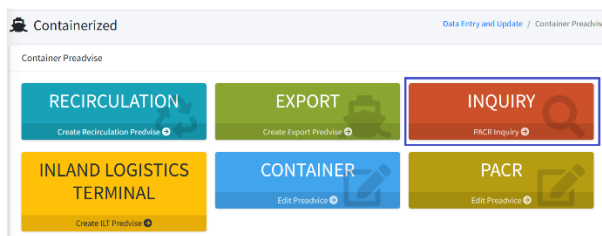
The screenshot shows a 'Containerized' menu with a truck icon and a dropdown arrow. Below the menu are two radio button options: 'Operational Inquiries' and 'Data Entry and Update'. The 'Data Entry and Update' option is highlighted with a red rectangular box.

##### 3. Click **Container Preadvise**

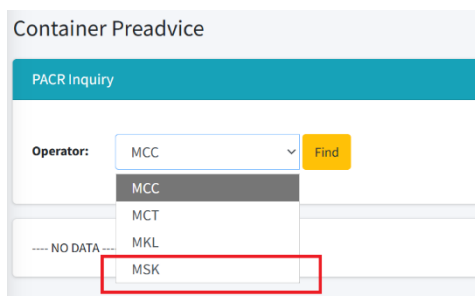


The screenshot shows the 'Data Entry and Update' section under the 'Containerized' menu. It contains four buttons: 'On-Line SI Do/Eir Release', 'Modify Truck Detail', 'Modify Demurrage Validity Date', and 'Container Preadvise'. The 'Container Preadvise' button is highlighted with a red rectangular box.

#### 4. Click **PACR Inquiry**

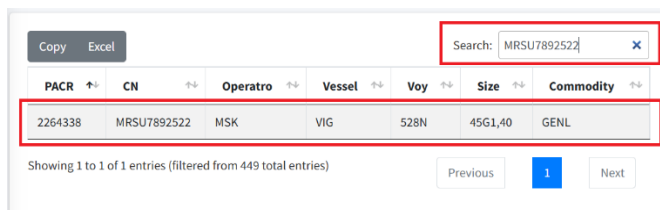


#### 5. Select **Operator**, click **Find**



The screenshot shows the 'Container Preadvice' section with a 'PACR Inquiry' header. Below it, the 'Operator:' dropdown menu is open, showing a list of operators: MCC, MCT, MKL, and MSK. The 'MSK' option is highlighted with a red rectangular box. A yellow 'Find' button is visible to the right of the dropdown.

#### 6. Enter **Container number** in the **Search** bar, and view the PACR Reference number



The screenshot shows a search results table with columns: PACR, CN, Operator, Vessel, Voy, Size, and Commodity. The first row is highlighted with a red rectangular box. The search bar at the top right contains the text 'MRSU7892522'.

PACR	CN	Operator	Vessel	Voy	Size	Commodity
2264338	MRSU7892522	MSK	VIG	528N	45G1,40	GENL

Showing 1 to 1 of 1 entries (filtered from 449 total entries)

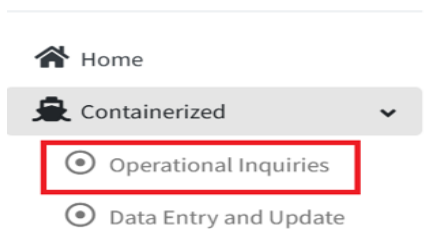
### B. View PACR Details

#### 1. Login

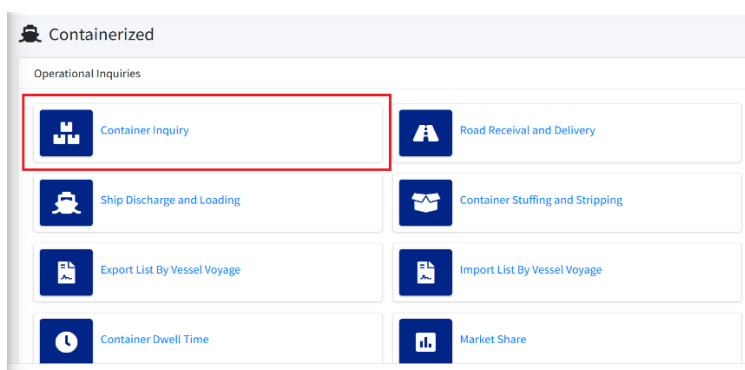


The screenshot shows the 'Sign In to WebTrack' page. It features the WebTrack logo on the left and a login form on the right. The form includes fields for 'Location' (set to Batangas), 'Username' (masked with 'xxxxxxxx'), and 'Password' (masked with 'xxxxxxx'). A yellow 'SIGN IN' button is at the bottom right.

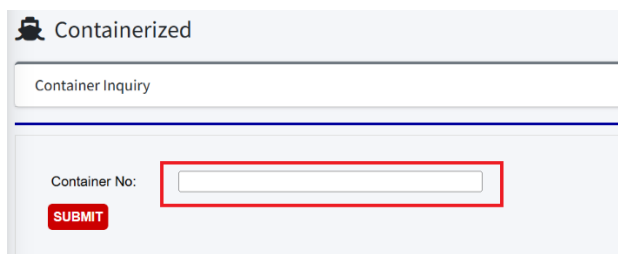
- Click **Containerized**, select **Operational Inquiries**



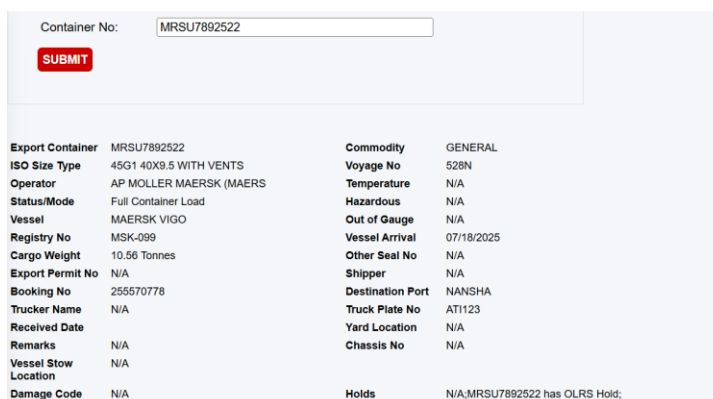
- Click **Container Inquiry**



- Enter **Container number**, click **Submit**



- PACR details will display



<b>Export Container</b>	MRSU7892522	<b>Commodity</b>	GENERAL
<b>ISO Size Type</b>	45G1 40X9.5 WITH VENTS	<b>Voyage No</b>	528N
<b>Operator</b>	AP MOLLER MAERSK (MAERSK)	<b>Temperature</b>	N/A
<b>Status/Mode</b>	Full Container Load	<b>Hazardous</b>	N/A
<b>Vessel</b>	MAERSK VIGO	<b>Out of Gauge</b>	N/A
<b>Registry No</b>	MSK-099	<b>Vessel Arrival</b>	07/18/2025
<b>Cargo Weight</b>	10.56 Tonnes	<b>Other Seal No</b>	N/A
<b>Export Permit No</b>	N/A	<b>Shipper</b>	N/A
<b>Booking No</b>	255670778	<b>Destination Port</b>	NANSHA
<b>Trucker Name</b>	N/A	<b>Truck Plate No</b>	ATI123
<b>Received Date</b>	N/A	<b>Yard Location</b>	N/A
<b>Remarks</b>	N/A	<b>Chassis No</b>	N/A
<b>Vessel Stow</b>	N/A		
<b>Location</b>	N/A		
<b>Damage Code</b>	N/A	<b>Holds</b>	N/A, MRSU7892522 has OLRH Hold;

6. If PACR details are not available 1 hour after the VGM update, you may send an email to [ph.export@maersk.com](mailto:ph.export@maersk.com).

Should you have any further inquiries or require assistance, please do not hesitate to reach out to our dedicated customer service team.

Main Number +63 282313126 / Toll Free Number +180011102911

Email address: [Ph.export@maersk.com](mailto:Ph.export@maersk.com)

Thank you,  
Maersk A/S